


**Topic: Introduction of GREEN colour .**

**ACTIVITY – LEAF PRINTING**

Print leaves on a tree, dabbing with a leaf using green poster colour:-



**Note:**

Dear Parent,

- Dress up your ward in any Green colour dress and make him/her feel special.
- Show green fruits and vegetables ( Like-Capsicum, green chilli, bottle gourd, water melon, guava.....

- **Topic: Concept BIG and SMALL**

- 

- 

- **Roly poly**

- 

- Roly poly, roly poly

- Big, big, big.



- Roly poly, roly poly

- Small, small, small.

- 

- Colour the big object and circle the small object:-


- 



अ



अनार



अमरूद



अदरक







रंग भरो →



# REVISION WORKSHEET

Topic: Revision of Letter A.

Colour the pictures that begin with letter 'A'.




# REVISION WORKSHEET

**Topic: Revision of Letter B.**

**Circle the pictures with wax crayon that begin with letter 'B'.**



# B





# REVISION WORKSHEET

## NUMBER 1

**Topic: Revision of numbers 1.**

**Count the pictures and join with the number using crayon :-**



# REVISION WORKSHEET

## NUMBER 2

**Topic: Revision of numbers 2.**

**Count the number of ducks and print dots in number 2 with your finger using poster colour :-**

