

Write the first letter by looking at the picture:




Match the letter with the picture:

The image shows a worksheet with three rows of illustrations and cursive letters on lined paper. The first row features a line drawing of a cat sitting and looking to the left, with the cursive letter 'y' to its right. The second row features a line drawing of a lamp with a tiered shade and a pedestal base, with the cursive letter 'k' to its right. The third row features a line drawing of a giraffe standing and facing left, with the cursive letter 'l' to its right. At the bottom center of the worksheet, there is a small grey circle containing the number '3/5'.

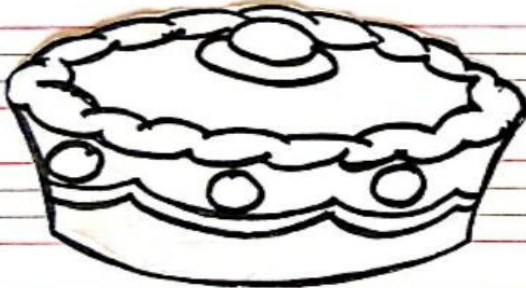
Match the letter with the picture:



c



A



h




o

What comes just after ?

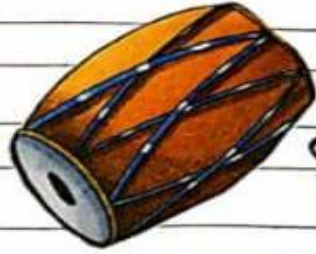


TO		TO
2		.
4		.
6		.
8		.
10		.
12		.
14		.
16		.
18		.
19		.





कैकण



डोलक

ये

ये

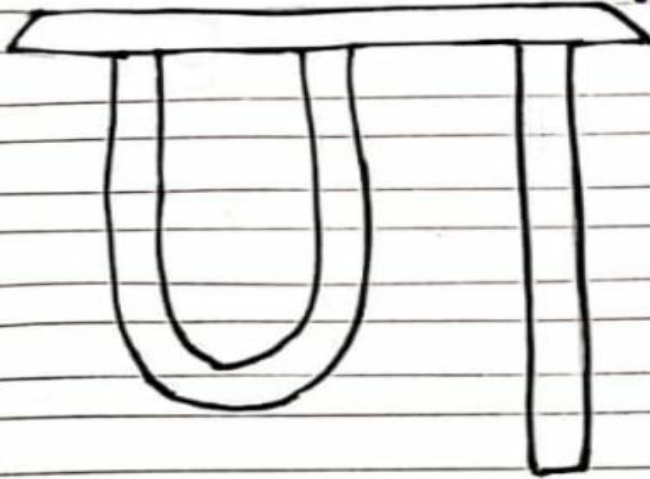
ये

ये

ये

रंग भरो

ण



ण-ण की बात
निराली
ऊपर-नीचे
सब कुछ खाली

ण

ण

ण

ण

