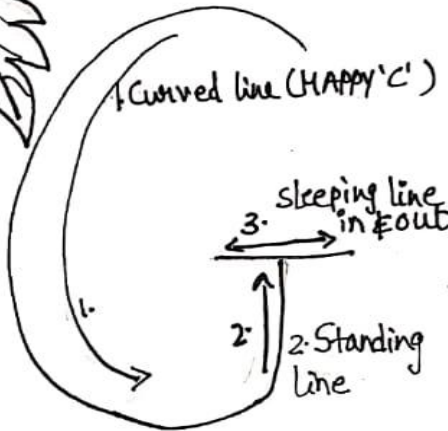


CAPITAL LETTER- G
G says 'G' as in GRAPES
Sometimes 'G' as in GIRAFFE

Write G on dotted lines
& Colour the pictures

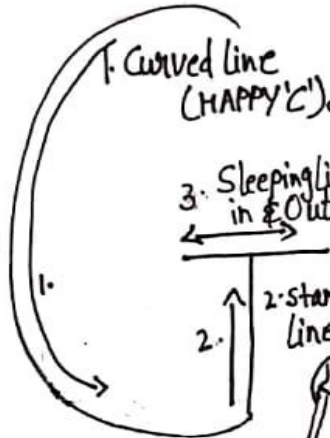


Handwriting practice lines consisting of three rows of red, blue, and black lines. Each row contains four dotted uppercase 'G's for tracing, followed by blank space for independent writing.

CAPITAL LETTER- 'G' (REVISION)
'G' says JT as in GOAT, GIRL
sometimes 'GT' as in GEMS

Write 'G' on dotted lines
& Colour the pictures

GOAT



GIRL




Handwriting practice section consisting of ten sets of horizontal lines. Each set includes a top red line, a middle blue line, and a bottom red line. The first three sets contain dotted capital letters 'G' for tracing. The remaining seven sets are blank for independent practice.


CAPITAL LETTER - 'H'
H says 'ē' as in HIPPO, HEN

Write H on dotted lines
& Colour the pictures

HIPPO



HEN




Handwriting practice area consisting of ten sets of horizontal lines. Each set includes a top red line, a middle blue line, a bottom red line, and a vertical dotted line for tracing the letter 'H'.

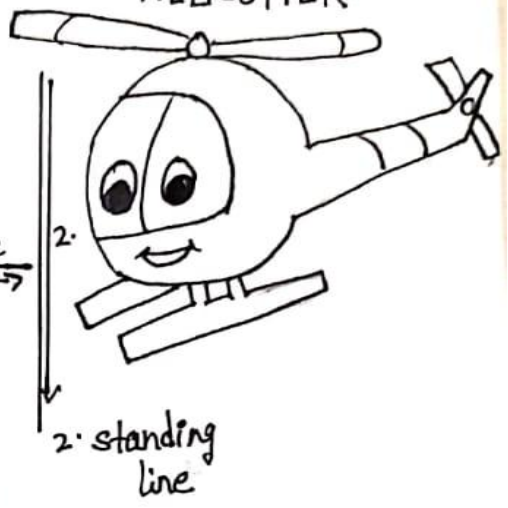
CAPITAL LETTER - 'H' (REVISION)
H says 'E' as in HORSE, HELICOPTER

Write H on dotted lines & Colour the pictures

HORSE



HELICOPTER



Handwriting practice area consisting of ten sets of horizontal lines. Each set includes a solid red top line, a solid blue bottom line, and a dashed blue middle line for tracing. The lines are evenly spaced and extend across the width of the page.

Nursery

चित्र देखकर स्वर लिखो



⋮



⋮




⋮



⋮

7

SEVEN



7

7

7

7

7

7

7

7

7

7

7

7

7

7

7

7

7

7

7

7

7

7

7

7

REVISION

7



SEVEN



7

7

7

7

7

7

7

7

7

7

7

7

7

7

7

7

7

7

7

7

7

7

7

7

