

**Topic: Introduction of YELLOW Colour.**

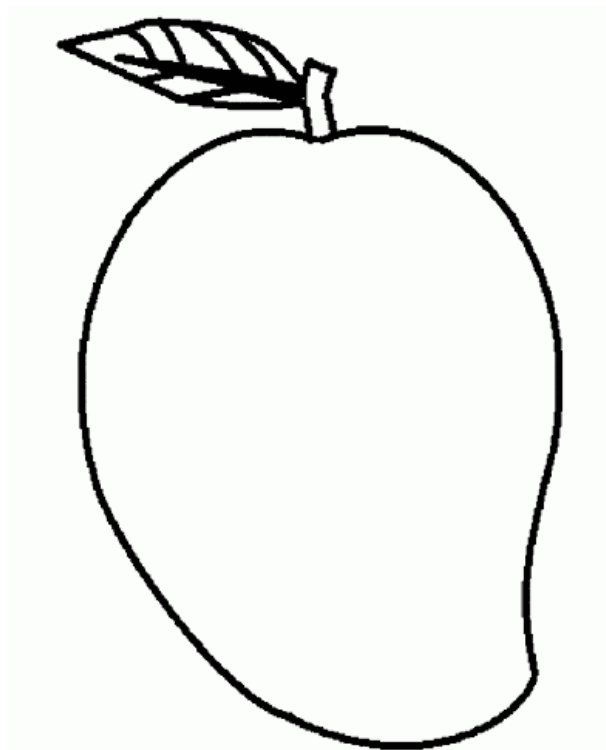


“Yellow is the Mango,  
king of the fruits.  
Yellow is the Sun,  
that smiles at you”.



**ACTIVITY – PAPER TEARING AND PASTING**

**Tear the yellow paper into small pieces and paste in the mango:**



**Note:**

Dear Parent,

- Dress up your ward in any yellow colour dress and make him/her feel special.

- **Topic: Introduction to Letter 'G'**




G is for GUITAR.

G is for GIFT.



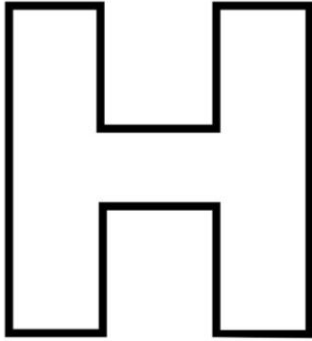
### **ACTIVITY- THUMB PRINTING**

**Print with your thumb in grapes using green poster colour:**



**'G' is for Grapes.  
Grapes start with letter 'G'.**

**Topic: Introduction to Letter 'H'.**




H is for HORSE.



H is for HOUSE

**ACTIVITY- HAND PRINTING**

**Print a hen with your hand using yellow poster colour :-**



**Topic: Introduction to Number 6.**

**Count dots on the dice:-**

6



**Find number 6 and colour them with different crayons:-**

6



6



6

6

6

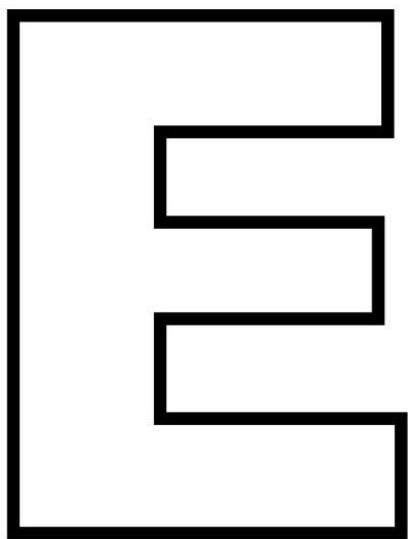


6

## REVISION WORKSHEET

Topic: Revision of letters 'E' and 'F'.

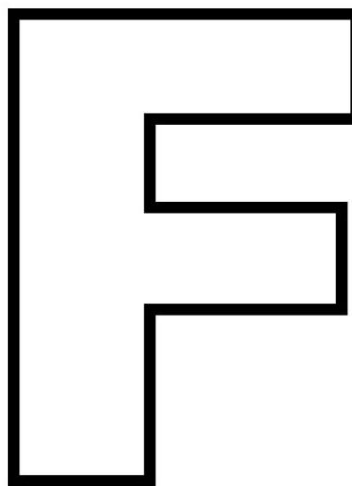
Colour the letter 'E' with **RED** and letter 'F' with **YELLOW** crayon:



EAGLE



FLOWER



# REVISION WORKSHEET

Topic: Revision of numbers 1 and 2.

Count the pictures and join with the number using crayon :-

