


REVISION WORKSHEET

Topic: Revision of letters A-D

Finger printing in dots with different poster colours in the given letters:-




Topic: Introduction to Letter 'E'.




'E' is for Elephant

Elephant starts with letter 'E'.

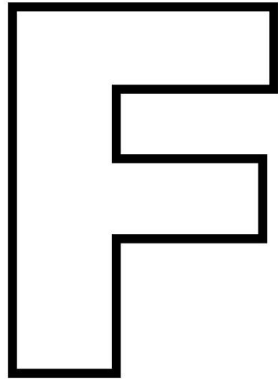


ACTIVITY- PAPER FOLDING

Colour the elephant as blue using wax cayan and paste a nose(fold paper and make nose as shown in picture):-



Topic: Introduction to Letter 'F'.




Funny fish, funny fish
Swimming right and left,
Tell me all the things
that starts with letter 'F'.
Frog, fan, fish.



'F' is for Fish
Fish starts with letter 'F'.

ACTIVITY- SPONGE PRINTING
Print in a fish using any poster colour with sponge:-



Topic: Introduction to Number 5.

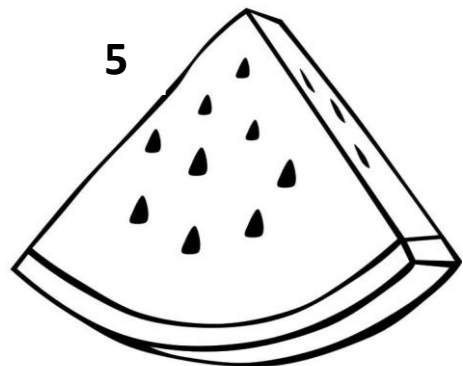
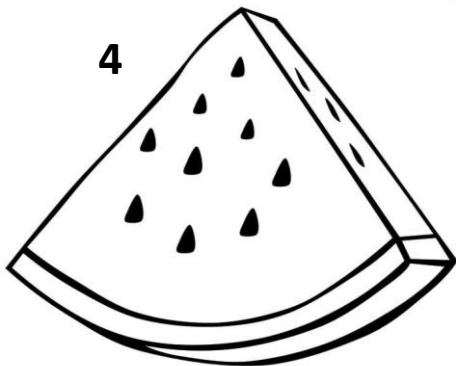
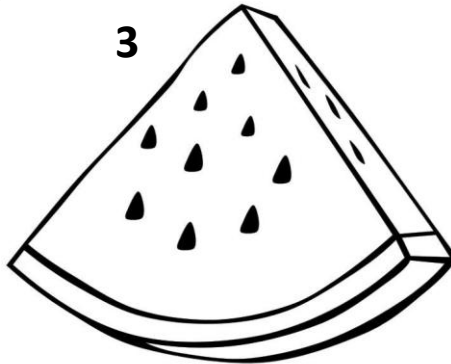
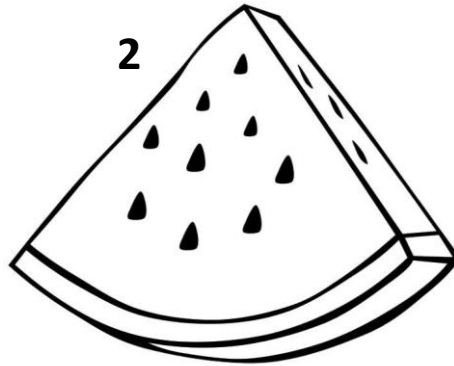
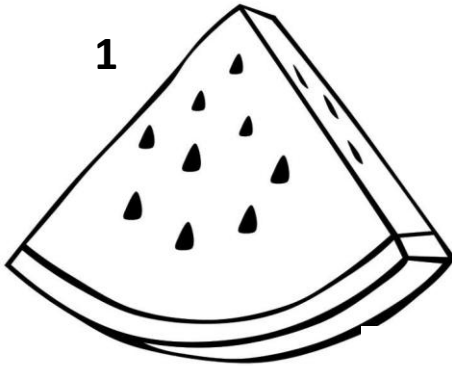
5

Five Little Peas

Five little peas in a pea-pod *pressed*.
One grew, two grew, and so did all the *rest*.



Count and colour the water-melon as red and green with crayon:-



Topic: Introduction to Shapes.

Circle

A circle is like a ball.

A circle is like a ball.

Round and round it never stops.

A circle is like a ball.



Circle

Trace the circle with crayon, colour it as green and make it happy :-

