

NOUNS OR NAMING WORDS


NOUN – A noun is a naming word used for a name, place, animal or thing.

Examples → Name – Sara, Tina, Ali, Neha.

Place – Punjab, India, Temple, School.

Animal – Cat, Monkey, Lion, Fox.

Things – Table, Book, Pencil, Car.



A) Write the nouns below in the correct column →

Boy Fan Park Candle

Library Car Rita Owl

Boat Ali Cup Zoo

Monkey Garden Umbrella

NAME	PLACE	ANIMAL	THING

B) Write any 10 nouns or naming words.

1) _____

2) _____

3) _____

4) _____

5) _____

6) _____

7) _____

8) _____

9) _____

10) _____

MATHEMATICS WORKSHEET – 5

Greater than, less than >, <

Ram has 8 balloons and Sita has 5 balloons.



8




5


8 is bigger than 5 OR We say 8 is greater than 5

WE WRITE **8 > 5**

Lalita has 2 flowers and Rinki has 4 flowers.



2



4

2 is smaller than 4 OR We say 2 is less than 4

We write, **2 < 4.**

> is the symbol for greater than.

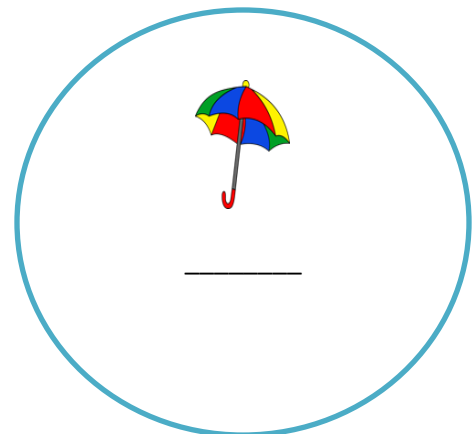

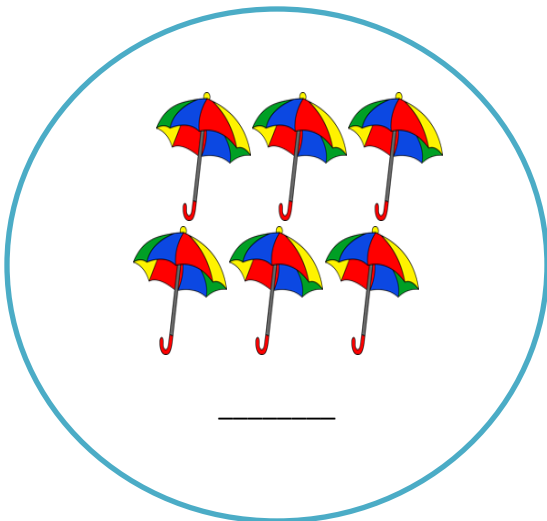
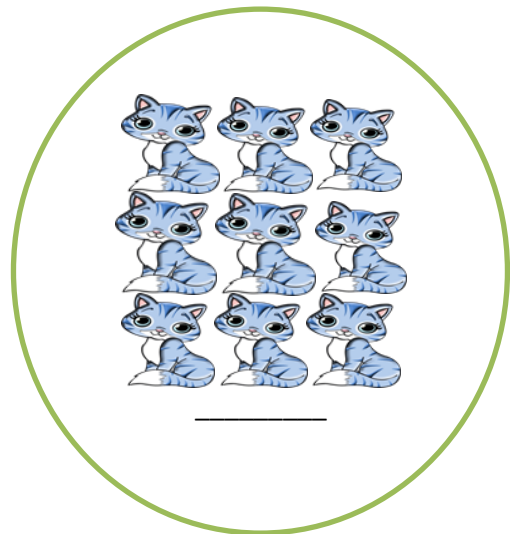

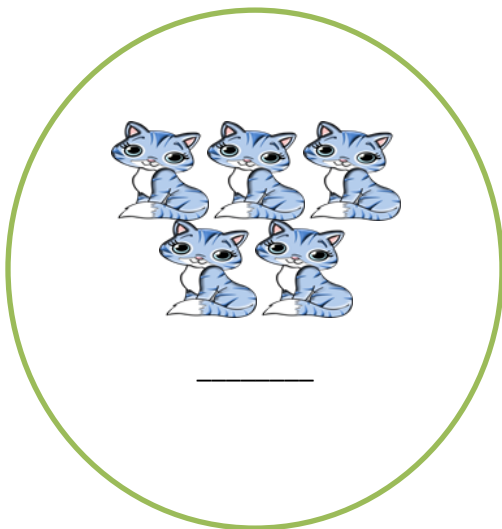


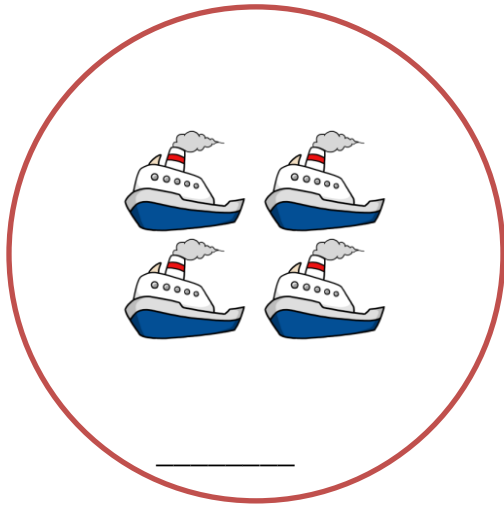
< is the symbol for less than.

The greater number is always written on the open side of the symbol

<  **this is the open side.**

For example: $8 > 5$, $9 < 11$, $6 > 5$

A) COUNT AND WRITE > OR < (Write your answer in the small orange circle in the center)



THE FOOD WE EAT

When do we eat food?

We eat food when we are hungry.

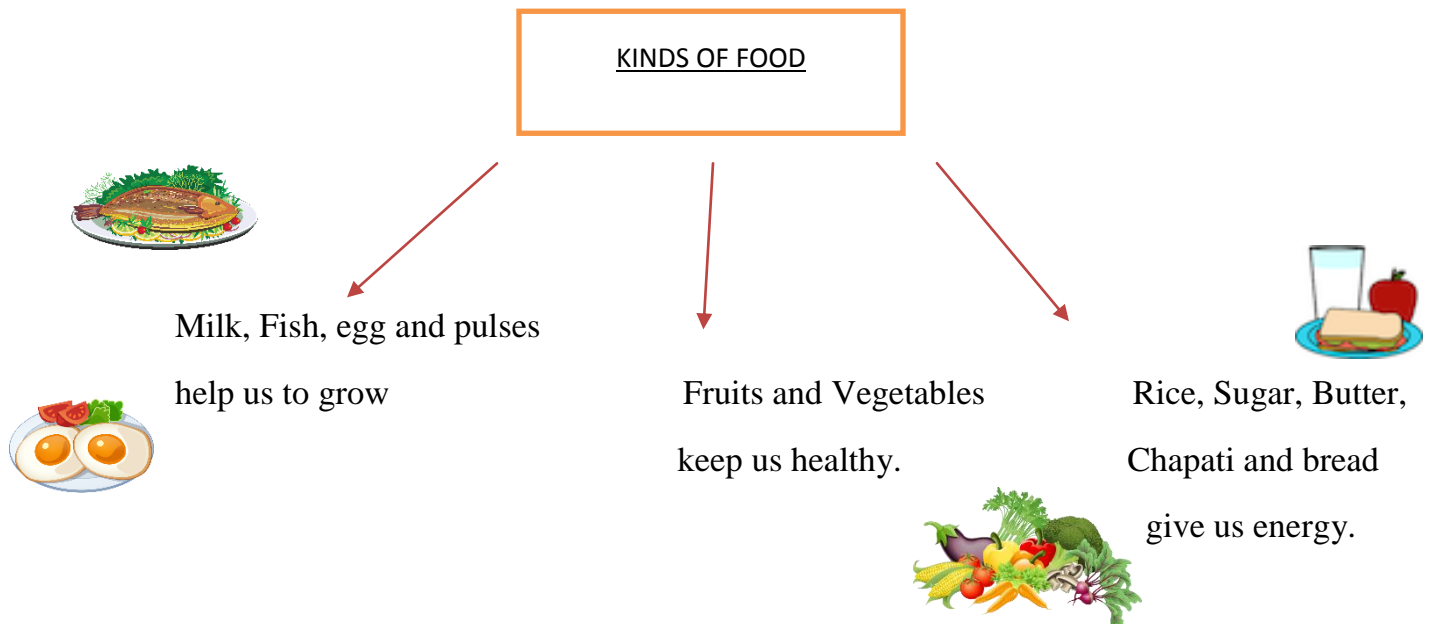
How does food help us?

Food helps us in many ways like:

- Helps us to grow.
- Makes us strong and healthy.
- Gives us energy to work and play.



Kinds of food



A) Write the correct answers –

1) When we are hungry we

- a. Play outside b. eat food c. draw

Answer - _____

2) These help us to grow

- a. Milk and pulses b. ice-cream c. chips

Answer - _____

3) Food helps us in

- a. One-way b. Many ways c. no way.

Answer - _____

4) Food help us to

- a. Grow b. Sleep c. do nothing.

Answer - _____



HINDI WORKSHEET -5

WORKSHEET- 5

→ ग - ग + ा = गा

च - च + ा = चा

र - र + ा = रा

ब - ब + ा = बा

→ च + ा + च + ा = चाचा

ल + ड + क + ा = लडका



ग + ा + य = _____



अ + न + ा + र = _____

प्र० 2:- आ 'ा' मात्रा वाले शब्द
क → का ख → खा

1. आम
2. तारा
3. कान
4. हाथ
5. राजा
6. चादर
7. बादल
8. सामान
9. अखबार
10. टमाटर

प्र० 2:- आ 'त'
वाक्य पूरे करो

1. उठकर चादर रख ।

2. नल पर जा कर नहा ।

3. बाजार जा कर अनार ला


वर्कशीट - 4 के उत्तर :-

1. व	4. थ	7. व
2. भ	5. र	8. श
3. म	6. ल	

Class 1

Punjabi Worksheet-2 (for Mohali & Zirkaipur branches only)

Read and rewrite it twice in your note book:



Answer Key of Class 1 Worksheet-4

ENGLISH ANSWER KEY

- A) Fill in the blanks: 1) Monday 2) Wednesday 3) Friday, Sunday 4) Tuesday, Thursday, Saturday.
- B) Circle the correct article
1) an 2) a 3) a 4) an 5) a

MATHEMATICS ANSWER KEY

Write the number that comes before –

17 – 18	19 – 20	11 – 12
4 – 5	7 – 8	16 – 17
10 – 11	9 – 10	13 – 14

Write the number that comes after-

0 – 1	12 – 13	9 – 10
19 – 20	3 – 4	17 – 18
8 – 9	15 – 16	14 – 15

Write the number that comes in between

18 -19 -20	4- 5- 6	15- 16- 17
11- 12- 13	9- 10- 11	16- 17- 18
0- 1- 2	17- 18- 19	3- 4 - 5

EVS WORKSHEET 4 ANSWER KEY

- A) CIRCLE THE CORRECT WORD
1) EYES 2) NOSE 3) EARS
- B) FILL IN THE MISSING LETTERS
1) TASTE 2) HEAR 3) FEEL

