



To view the story, explanation and Life cycle of a butterfly please click on the source links below:

<https://youtu.be/RDVYNPy1rFw> (Lesson Explained)

<https://youtu.be/8rd-JXICNC0> (Explanation of the worksheet)

<https://youtu.be/IMErTryrZjc> (Life Cycle of a Butterfly)

The Rainbow butterfly

Q1. Write one-word answers for these questions:

1. Who were Filly, Tilly and Milly? _____
2. Where did they live? _____
3. What did they like to eat? _____
4. Which tree did Filly see? _____
5. Which tree did Tilly sleep on? _____
6. Which tree did Milly climb? _____



Q2. Who said these words? Match the words with the pictures:



1. Such pretty yellow lemons!
2. I am a red butterfly!
3. I will get some colour for my wings.



Q3. Complete the words. All the words are from the story.

1. caterpillars love to eat
2. a sour fruit
3. a red juicy fruit
4. a hard fruit with water inside
5. a colourful insect
6. the opposite of sad



__ a __ s
__ o n
__ l _
c __ n __
__ e ____
h ____



Q4. Filly, Tilly and Milly lived in Fairly Land.

Match these animals with their homes:

1. cow

a. kennel



2. lion

b. hive



3. bee

c. stable



4. duck

d. den



5. horse

e. shed



6. dog

f. pond




Q5. Circle the correct words to name the pictures:



1. grass / gram






2. green / grain












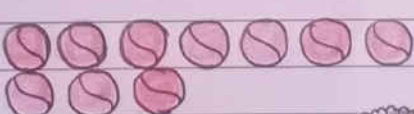
3. grapes / grow















कक्षा-2
हिन्दी वर्कशीट-4

1. नीचे दिए गए चित्रों को गिनकर गिनती लिखो-

1. 	१	एक
2. 	२	
3. 	३	
4. 	४	
5. 	५	
6. 	६	
7. 	७	
8. 	८	
9. 	९	
10. 	१०	

OUR FOOD

When we are hungry, we eat food. It is very important to us for many reasons.



- Food makes us grow.
- Food makes us strong and healthy.
- Food gives us energy to work and play.
- Food helps us to fight diseases.


We have three meals in a day. **Breakfast** in the morning, **Lunch** in the afternoon and **Dinner** at night.





There are three different kinds of foods that help us in different ways.



- 1) **Energy - giving foods:** Certain foods like wheat, rice, sugar, cereals, butter, bread and potatoes give us energy. We use this energy to work and play.



2) **Body- building foods:** Foods like eggs, milk, meat, soybeans, pulses, fish, cheese and paneer helps us to grow. They make our bones and muscles strong.



3) **Protective foods:** Foods like fruits and vegetables keep us healthy and protect us from diseases.



We must eat some of these food items everyday and drink plenty of water to stay healthy and strong.



Q1) Tick the correct answer:

a) This helps us to fight diseases:

i) Toy ()

ii) Book ()

iii) Food ()



b) These are protective foods:

i) Milk and Dal ()

ii) Sugar and Butter ()

iii) Peas and Apples ()

c) This makes our bones and muscles strong:

i) Energy - giving food ()

ii) Protective food ()

iii) Body-building food ()



Q2) Write these words in the correct boxes:



Cauliflower Potatoes Milk Apple Bread Eggs
Paneer Rice Spinach Pulses Carrot Sweets



THEY GIVE
US ENERGY

THEY HELP
US TO GROW

THEY KEEP
US
HEALTHY



Q3) Draw a fruit that you would like to have in your breakfast:









To view more information, please click on the source link below:

<https://youtu.be/Q413VcqOlyU>

NUMBERS - BEFORE, AFTER, BETWEEN







Q1) Write the numbers:

 <u>BEFORE</u>  	<u>BETWEEN</u>  	<u>AFTER</u> 
i) _____ 63	iv) 71 _____ 73	vii) 122 _____
ii) _____ 126	v) 142 _____ 144	viii) 167 _____
iii) _____ 37	vi) 87 _____ 89	ix) 21 _____

NUMBER NAMES

Numerals written in words are called **number names**.

Q2) Write the following numbers in words:

<p>a)  16 _____</p> <p>b)  22 _____</p> <p>c)  43 _____</p>	<p>d)  32 _____</p> <p>e)  11 _____</p> <p>f)  94 _____</p>
--	---



Remember dear kids, **40** is spelt as **forty**; not fourty; **50** as **fifty**; not fivety. Also **90** is spelt as **ninety** and not ninty.



Learn tables 2 to 5



For further information, kindly click on the links below:

<https://www.youtube.com/watch?v=icMrl-QpphY> (Before, After, Between numbers)

<https://www.youtube.com/watch?v=IRJCavyg1xA> (Number Names)

<https://www.youtube.com/watch?v=L8m6rVJ4X3s> (Tables 2 to 5)



BRAINTEASER

- $2 + 2 + 2 + 2 + \underline{\quad} = 10$
- $3 + 3 + 3 + 3 + \underline{\quad} = 15$
- $4 + 4 + 4 + 4 + \underline{\quad} = 20$
- $5 + 5 + 5 + 5 + 5 = \underline{\quad}$
- $6 + 6 + 6 + \underline{\quad} = 24$

PUNJABI WORKSHEET-2
CLASS - II


ST. XAVIER'S
MOHALI &
ZIRAKPUR

ਮੈਂਕੜ(-)ਮਾਤਰਾ
(ਐਂਕੜ(੭) ਮਾਤਰਾ)

ਅੱਖਰ ਜੋੜ ਕੇ ਖੜੋ -
ਸੁ + ਖ = ਸੁਖ ਦੁ + ਖ = ਦੁਖ ਸੁ + ਦ = ਸੁਦ
ਸੁ + ਖ = ਸੁਖ ਦੁ + ਖ = ਦੁਖ ਸੁ + ਨ = ਸੁਨ

I ਅੱਖਰ ਜੋੜ ਕੇ ਲਿਖੋ -

- 1) ਗ + ੮ + ਠ = ਗੁਠ
- 2) ਗ + ੮ + ਝ = _____
- 3) ਕ + ੮ + ਝ + ਤਾ = _____
- 4) ਕ + ੮ + ਰ + ਮੀ = _____
- 5) ਪ + ੮ + ਮ + ਤ + ਕ = _____
- 6) ਤ + ੮ + ਲ + ਮੀ = _____




ਖੜੋ ਅਤੇ ਸਮਝੋ -










ਕੁਰੜੀ ਕੁੜ-ਕੁੜ ਕਰਦੀ ਆਈ। ਕੁਰੜੀ ਦਾਣਾ ਚੁਗਦੀ ਆਈ।
ਸੁਮਨ ਗੁੜ ਖਾ। ਕੁਮਮ ਜੁਗਥ ਬੁਣ ਰਹੀ ਸੀ। ਸੁਨੀਤਾ
ਰੁਮਾਲ ਬਣਾ ਰਹੀ ਸੀ।

II ਖਾਲੀ ਥਾਵਾਂ ਭਰੋ (fill ups)

1. _____ ਦਾਣਾ ਚੁਗਦੀ ਆਈ।
2. ਸੁਮਨ _____ ਖਾ।
3. ਸੁਨੀਤਾ _____ ਬਣਾ ਰਹੀ ਸੀ।



III ਮਗੀ ਉਮਦੀਰ ਨਾਲ ਮਗੀ ਮਾਬਰ ਜੋੜੋ (match) -

1. 	ਰੁਮਾਲ	4. 	ਜੁਗਥ	
2. 	ਗੁਲਾਬ	5. 	ਕੁਰਸੀ	
3. 	ਗੁਰਟ	6. 	ਕੁਲਫੀ	



Answer Key of Previous Worksheet

ENGLISH

Q1. Look at the picture carefully. Form questions and answer them:

a) Where is the lady bird?

Ans: The lady bird is on the leaf.

b) Is there a monkey in the picture?

Ans: No, there isn't.

c) Where is the snake?

Ans: The snake is on the tree.

Q2. Rearrange these groups of words to make sentences:

2) I have a pet rabbit.

3) A deer has spots.

4) There is a rainbow in the sky.

5) There are apples on the tree.

NOUN (NAMING WORDS)

Fill in the missing letters and complete the nouns:

Notebook

Eraser

Pencil

Book

Sharpener

Schoolbag

Ruler

Pen

Pencilcase

Glue

Scissors

Crayon

Paintbrush

Palette

Globe

Map

E.V.S

Q1) Fill in the blanks:

i) skin

ii) bones

iii) muscles

iv) 206

v) move

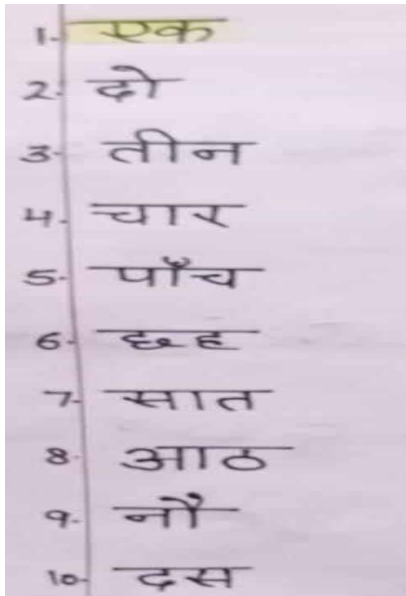
Q2) Write T for true and F for false:

- i) T
- ii) F
- iii) T
- iv) T

Q3) Name the activities:

- i) Cycling
- ii) Exercising
- iii) Skipping
- iv) Playing

HINDI



A handwritten list of numbers from 1 to 10 in Hindi. The numbers are written in a simple, clear font. The list is as follows:

1.	एक
2.	दो
3.	तीन
4.	चार
5.	पाँच
6.	छह
7.	सात
8.	आठ
9.	नौ
10.	दस

MATHS

Q1. Write the numbers:

Before

- i) 11
- ii) 30
- iii) 57

After

- i) 58
- ii) 44
- iii) 13

Between

- i) 73
- ii) 49

Q2. Write the following numbers in ascending order:

- ii) 14, 25, 38, 45, 67
- iii) 104, 126, 166, 173, 191
- iv) 73, 82, 96, 104, 126
- v) 51, 88, 101, 171, 190
- vi) 70, 78, 90, 152, 156
- vii) 27, 56, 77, 86, 180
- viii) 44, 57, 78, 82, 89
- ix) 12, 23, 32, 50, 66
- x) 22, 60, 94, 156, 202

Q2. Write the following numbers in descending order:

- ii) 68, 49, 19, 12, 11
- iii) 94, 82, 66, 34, 33
- iv) 126, 104, 96, 76, 13
- v) 296, 206, 164, 125, 39
- vi) 143, 94, 70, 62, 26
- vii) 80, 26, 17, 14, 12
- viii) 182, 127, 90, 76, 70
- ix) 96, 75, 73, 26, 22
- x) 77, 65, 32, 23, 16

PUNJABI

I ਉ ਅ ਦ ਸ ਹ
ਕ ਖ ਗ ਘ ਙ
ਚ ਛ ਜ ਝ ਞ
ਟ ਠ ਡ ਢ ਢ
ਤ ਥ ਦ ਧ ਨ
ਪ ਫ ਬ ਭ ਮ
ਯ ਰ ਲ ਵ ਝ
ਸ਼ ਞ ਗ ਜ ਠ ਲ

II ਵੰਨਾ (੮) ਸਿਹਾਣੀ (੯) ਬਿਹਾਣੀ (੯)

1. ਗਰ	1. ਸਿਰ	1. ਖੀਰ
2. ਗਤ	2. ਮਿਲ	2. ਸੀਪ
3. ਮਾਗ	3. ਖਿਤਾ	3. ਤੀਰ

Answer key of this worksheet will be given with the next one.