


**Topic: Introduction of RED Colour.**

**Activity**

**Dab the Tomato with Red poster colour using cotton  
OR  
Colour the Tomato with red crayon**



*I am a tomato,  
Reddish, reddish,  
I am a tomato,  
Juicy all over.*

**Note:**


Dear Parent,

- Dress up your ward in any red Colour dress and make him/her feel special.
- Give any red fruit to eat (water-melon, tomato...).

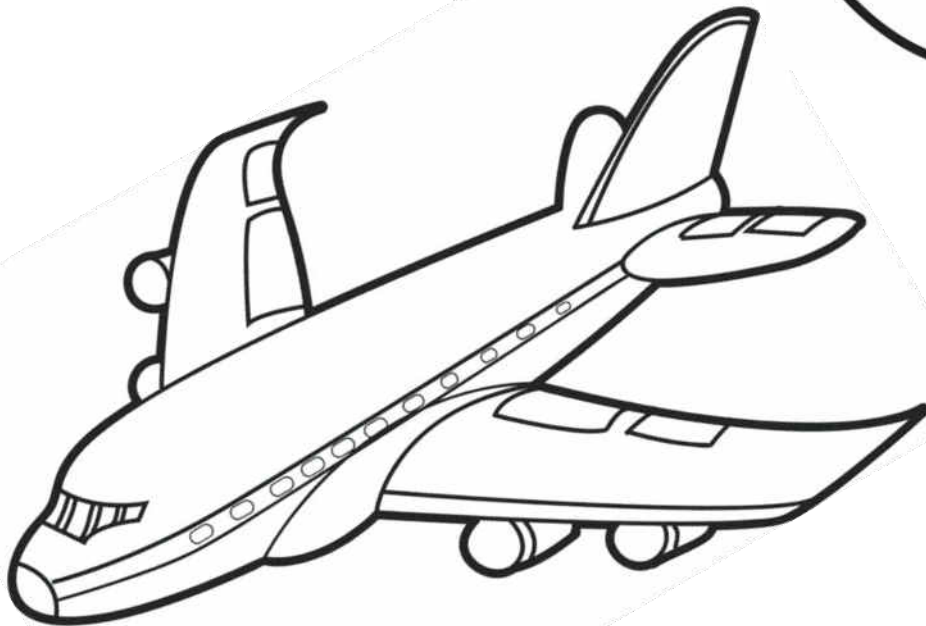

**Topic: Introduction to Letter 'A'.**

**ACTIVITY**

**Colour the letter 'A' and given pictures using different wax crayons:**



**'A' is for Apple  
Apple starts with**



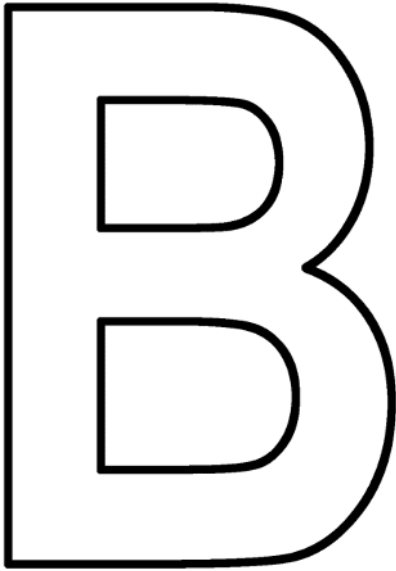
**'A' is for Aeroplane**

**Aeroplane starts with letter 'A'**

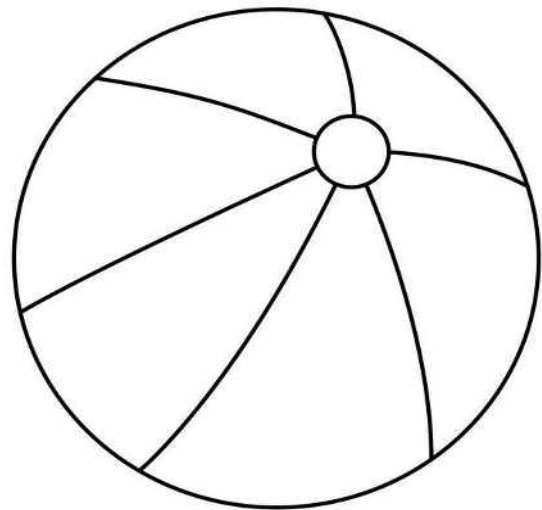
**Topic: Introduction to Letter 'B'.**

**PAPER TEARING AND PASTING ACTIVITY**

**Tear the newspaper into small pieces and paste in the given pictures:-**



**Ball starts with letter 'B'**




**'B' is for Butterfly**

**Butterfly starts with letter 'B'**


**Topic: Introduction to Number 1.**

**THUMB PRINTING ACTIVITY**

**Colour the Sun (using poster colour) as yellow with thumb:-**






**Number ONE**



**SUN IS ONE**

Trace the line from top to bottom:-



Note:- Yellow colour (if not available) can be made by mixing Turmeric powder and water.

**Topic: Introduction to Number 2.**

**COTTON PASTING ACTIVITY**  
**Count the rabbits and paste cotton in it:-**

2

