

Nouns


Children, today I am going to introduce nouns.

A noun is the name of a person, place, animal or thing.

**EXAMPLES**



- Reena is studying.
- She went to the zoo yesterday .



Children now, we will classify nouns into 3 different types-

❖ **PROPER NOUN**

It is the name of a particular place, person, or thing. It always begins with a capital letter.

Example:-

- She went to America.
- Mohan ate a mango.

❖ **COMMON NOUN**

It is a general name of a place, person, or thing.

Example:-

- India is a beautiful country.
- My school is the best.

❖ **COLLECTIVE NOUN**

It refers to a group of people, animals or things.

Example:-

- A bunch of grapes.
- An army of soldiers.



**Exercise-1**



Pick out the nouns from this story and put them in the right column :

Fleming was a poor farmer in Scotland. One day he heard a boy crying. He saved the boy. A noble man came and said that he was the father of this boy. This man was Churchill.

**Common Nouns**

\_\_\_\_\_

\_\_\_\_\_

\_\_\_\_\_

\_\_\_\_\_



**Proper Nouns**

\_\_\_\_\_

\_\_\_\_\_

\_\_\_\_\_



**Exercise-2**

Name the type of noun that the underlined word in each sentence represents:

- a) There was a swarm of bees on the tree. ( \_\_\_\_\_ )
- b) He drove home in his car. ( \_\_\_\_\_ )
- c) The crowd was shouting. ( \_\_\_\_\_ )
- d) My grandfather walks slowly. ( \_\_\_\_\_ )
- e) Shabnam goes to bed late. ( \_\_\_\_\_ )

\*\*\*\*\*

CLASS-3 HINDI WORKSHEET

लिंग बदलो

स्त्री लिंग को पुल्लिंग व पुल्लिंग को स्त्री लिंग में बदलने को लिंग बदलो कहते हैं।

उदाहरण :-

1. माता - पिता
2. लड़का -
3. चूहा -
4. धोबी -
5. दादा -
6. मीर -
7. प्योड़ा -
8. शेरनी -
9. पुत्री -
10. नाना -
11. सैठानी -

\*\*\*\*\*

Recapitulation of Lesson 1:- Living and Non-living



Circle the correct answer:

- a) Cars and bridges are (living / human made / natural) things.
- b) (Fish/Boys/Chairs) cannot move by themselves.
- c) When you are (happy/angry/sad) you laugh.



Question 1- Tick the correct answer:

- a) **These are living things.**
  - a. plants \_\_\_\_\_
  - b. tables \_\_\_\_\_
  - c. stones \_\_\_\_\_
- b) **These are human-made things.**
  - a. clouds \_\_\_\_\_
  - b. stars \_\_\_\_\_
  - c. roads \_\_\_\_\_
- c) **These are natural things.**
  - a. bridges \_\_\_\_\_
  - b. stars \_\_\_\_\_
  - c. cars \_\_\_\_\_
- d) **Living things:**
  - a. grow \_\_\_\_\_
  - b. do not breathe \_\_\_\_\_
  - c. do not need food \_\_\_\_\_

Question 2-




- a) A car can run (on petrol). Is it living or non-living? \_\_\_\_\_
- b) A puppy grows into a dog. Is it living or non-living? \_\_\_\_\_

c) Your cat needs food to live. Is the cat living or non-living? \_\_\_\_\_

d) Birds breathe through their lungs. Are birds living or non-living? \_\_\_\_\_



Question 3- **Draw a living and a non-living thing.**



\*\*\*\*\*



1.

**Draw The Time**

<b>1:00</b>	<b>3:00</b>	<b>5:00</b>
<b>12:00</b>	<b>10:00</b>	<b>7:00</b>

**2. Circle the correct fraction:**

1.       $\frac{3}{6}$      $\frac{3}{5}$      $\frac{4}{8}$


2.       $\frac{4}{5}$      $\frac{1}{3}$      $\frac{3}{4}$

3.       $\frac{5}{6}$      $\frac{3}{7}$      $\frac{1}{8}$


4.       $\frac{2}{7}$      $\frac{4}{8}$      $\frac{3}{6}$

**3. Spot the pattern and complete the pattern:**

1) Draw the next 2 faces in the pattern:



2) Write the next three numbers in the pattern:



3) Complete the dice patterns:



**4. Use 3, 8 and 2 to make:**

a. the smallest number \_\_\_\_\_

b. the greatest number \_\_\_\_\_





## HELLO 4-DIGIT NUMBERS!!

Children, now we shall study about 4-digit numbers. The largest 3-digit number is 999. If we add 1 to 999, it becomes **1000** (one thousand), which is a 4 digit number.

- ☞ We write 1000 as one thousand
- ☞ In the place value chart, the fourth place from the right is called the thousands place.
- ☞ The smallest four-digit number is 1000

Thousands	Hundreds	Tens	Ones
1	0	0	0

### Reading 4-digit numbers...

Thousands	Hundreds	Tens	Ones
2	3	9	4

Thousands	Hundreds	Tens	Ones
2	3	9	4

2 thousands = 2000	3 hundreds = 300	9 tens = 90	4 ones = 4
-----------------------	---------------------	----------------	---------------

Two thousand three hundred ninety-four



### BRAIN TEASER

The largest four-digit number is \_\_\_\_\_.

We read the largest 4-digit number as \_\_\_\_\_.



Revise the tables from 2-10

\*\*\*\*\*


### A Computer System

A computer is a useful machine that works with data and instructions given by the user.

We can play games, draw pictures, listen to music, store information and solve sums. It can do many jobs at the same time.



The physical parts of a computer that we can touch or feel are called Hardware. Like a human body, we can see only those parts of the hardware that are outside. For example: Monitor, keyboard, mouse etc.



Basic parts of a Computer



#### Exercise A:

Question1: What is a computer?

---

---

Question 2: What are the uses of a computer?

---

---





Question 3: Let us identify and match each computer term:



**A. PRINTER**



**B. SPEAKERS**



**C. LAPTOP**



**D. KEYBOARD**



**E. MOUSE**

\*\*\*\*\*

PUNJABI WORKSHEET  
CLASS - III

ST. XAVIER'S  
MOHALI &  
ZIRAKPUR

ਹੇਠ ਲਿਖੀਆਂ ਲਗਾਂ, ਲਗਾਖਰਾਂ ਅਤੇ ਏਂਤ ਅੱਖਰ ਦੇ  
ਚੈ-ਚੈ ਉਦਾਹਰਨ (example) ਲਿਖੋ -

① ਲਗ ਦਾ ਨਾਂ	ਚਿੰਨ੍ਹ	ਉਦਾਹਰਨ
1. ਭੁਕਤਾ	—	ਜਲ , ਕਲਮ
2. ਕੰਨਾ	(ੜ)	_____ , _____
3. ਸਿਗਰੀ	(ੳ)	_____ , _____
4. ਬਿਗਰੀ	(ੴ)	_____ , _____
5. ਐਂਕੜ	(ੵ)	_____ , _____
6. ਏਲੈਂਕੜ	(੶)	_____ , _____
7. ਲਾਂ	(੷)	_____ , _____
8. ਏਲਾਣਾਂ	(੸)	_____ , _____
9. ਚੌੜਾ	(੹)	_____ , _____
10. ਕੌੜਾ	(੺)	_____ , _____
② ਲਗਾਖਰ ਦਾ ਨਾਂ	ਚਿੰਨ੍ਹ	ਉਦਾਹਰਨ
1. ਬਿੰਦੀ	(੻)	_____ , _____
2. ਟਿੱਖੀ	(੼)	_____ , _____
3. ਅੱਖਰ	(੽)	_____ , _____
③ ਏਂਤ ਅੱਖਰ (ਧੈਰਾਂ ਵਿੱਚ ਧੈਣ ਵਾਲੇ ਅੱਖਰ (ਹ, ਰ, ਟ))		
1. ਹ (੾)	—	_____ , _____
2. ਟ (੿)	—	_____ , _____
3. ਰ (੺)	—	_____ , _____



## Answer Key of Previous Worksheet

---

### English

#### Subject and predicate

Circle the Subject and underline the Predicate in the exercise given below.

1. A dog barked at the squirrel.
  2. Mary brushes her teeth twice a day.
  3. The cuddly, giant panda is eating a bamboo shoot.
  4. Lily and Emily watched the movie.
  5. I build a castle at the beach.
  6. She painted her bedroom pink and purple.
  7. My father works from home these days.
  8. Jack is reading a book.
- 

### Hindi

#### Exercise-1

1. किताब
2. हिन्दी
3. जंगल
4. ऊपर
5. लड़का
6. सेब
7. आसमान
8. होशियार
9. देवता
10. मलाई
11. हाथी
12. नाराज

#### Exercise-2

- |                |                  |                   |
|----------------|------------------|-------------------|
| अ- अब, जल      | आ- आम, खाना      | इ- किताब, पिन     |
| ई- मछली, मीठा  | उ- दुकान, मुलायम | ऊ- सूरज, मूली     |
| ए- सेब, टेबल   | ऐ- बैल, थैला     | ओ- मोर, बोल       |
| औ- औरत, शौक    | अं- अंग, शंख     | अँ- साँप, बाँसुरी |
| अः- छः, प्रायः |                  |                   |
-

## Maths

1. Write in ascending order (smaller to bigger)

1. 117, 207, 385, 539
2. 83, 467, 674, 964

2. Write in descending order (bigger to smaller)

1. 875, 546, 311, 259
2. 656, 650, 560, 79

3. Write the place value of---

2. Ones
3. Hundreds

4. Write the face value of --

2. 7
3. 9

5. Write numbers in expanded form

2.  $200 + 60 + 9$
  3.  $600 + 50 + 0$
- 

## S. Studies

### UP IN THE SKY

#### Exercise-1

1. Moon
2. Planet
3. Sun
4. Star

#### Exercise-2

1. Solar System
  2. Craters
  3. heavenly bodies
  4. Sun
- 

**Answer key of this worksheet will be given with the next one.**

**\*\*\*\*\***