

The Sentence

Topic: Full stop and Question mark

Question mark and full stop are two types of punctuation marks which are used to indicate the end of a different type of statement.

- A **full stop** (.) shows the end of a sentence.
- A **question mark** (?) indicates the end of a question.

**Example**

1. We live in Chandigarh

The above mentioned sentence is incomplete without a full stop in the end of the sentence.

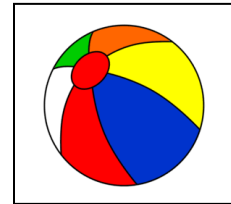
So, the correct and complete sentence is

--We live in Chandigarh.

2. Is it your ball (Incomplete sentence)

The above mentioned sentence is incomplete without a question mark in the end of the sentence.

Ans. Is it your ball? (correct and complete sentence)



**Exercise 1**

Rewrite and put full stop (.) or question mark (?) in the end of the following sentences.

1. Alex is a very smart boy

Ans. \_\_\_\_\_

2. The children are studying



Ans. \_\_\_\_\_

3. Riya is wearing a pink dress

Ans. \_\_\_\_\_



4. Will you play with me

Ans. \_\_\_\_\_



5. Who lives in that house

Ans. \_\_\_\_\_



### ACTIVITY

Make any two sentences and two questions of your own.

---

---

---

---

### Answer key of English Worksheet-1

#### Exercise-1

Rewrite the jumbled words into a meaningful sentence.

Ans 2 – The sun is shining brightly.

Ans 3 – Pink is my favourite colour.

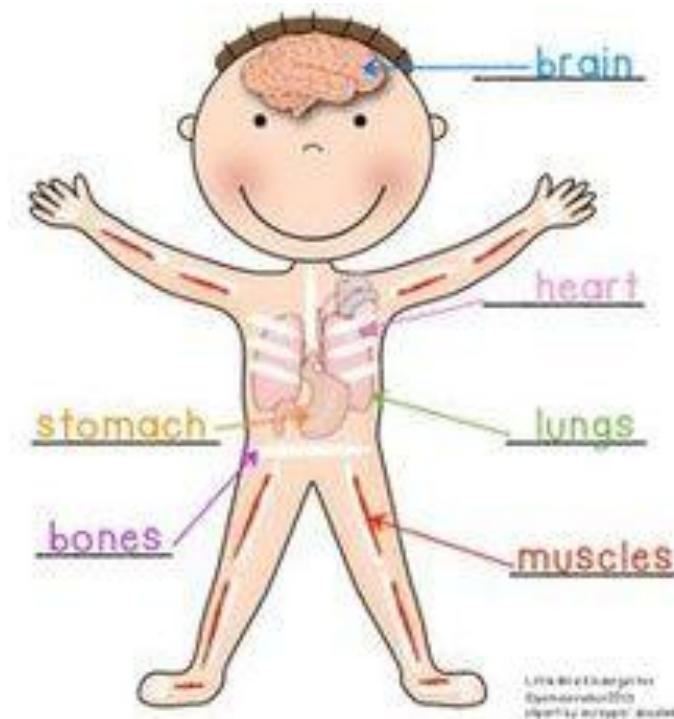
Ans 4 – The doctor gives us medicine.

Ans 5– A week has seven days.

Ans 6 – What is your name?

### HUMAN BODY (INTERNAL ORGANS)

Internal organs are the part of the body which are not directly visible to us. They include brain, heart, stomach, bones, joints and muscles.



- **Brain:** Brain is placed inside our skull and controls all body parts and organs.
- **Heart:** Heart pumps blood inside our body and it is made up of muscles.
- **Lungs:** Lungs help us to breath. They take in oxygen from air and give out carbon dioxide.
- **Stomach:** Stomach helps to digest the food. It converts food into energy.
- **Bones:** Bones give shape and support to the body. It protects our organs.
- **Joints:** when two bones meet, joints are formed. Eg – knee, wrist, ankle.
- **Muscles:** Muscles are joined to the bones. Bones and muscles move together.

On the basis of the above reading, answer the following questions: -







**EXERCISE**

**Fill ups:**

- i. Heart pumps \_\_\_\_\_ inside our body.
- ii. Bones give \_\_\_\_\_ and \_\_\_\_\_ to our body.
- iii. When two bones meet \_\_\_\_\_ are formed.
- iv. Brain is placed inside our \_\_\_\_\_.
- v. \_\_\_\_\_ helps us to breathe.
- vi. \_\_\_\_\_ are joined to our bones.

**ACTIVITY**

Unscramble the internal organs.

 nirab: _____	 Chstoma: _____	 Oensb: _____
 tareh: _____	 Sumclse: _____	 Nugsl: _____

**Answer Key of EVS Worksheet-1**

**Q1. Fill ups**

- 1. Five
- 2. Skin
- 3. Sense organs, world
- 4. Care
- 5. Taste

**Q 2. Tick the correct answer**

- 1. Hand
- 2. Tongue
- 3. Nose
- 4. Ears
- 5. Eyes

अशुद्ध - शुद्ध

आज हम अशुद्ध शब्दों को शुद्ध करेंगे। जैसे-

**अशुद्ध****शुद्ध**

अवज़ – आवाज़,

बिमर – बीमार,

गलास – गिलास,

तयार – तैयार,

जनावर – जानवर,

फुल – फूल,

साधारण – साधारण,

पड़ाइ – पड़ाई,

पख – पंखा,

अराम – आराम,


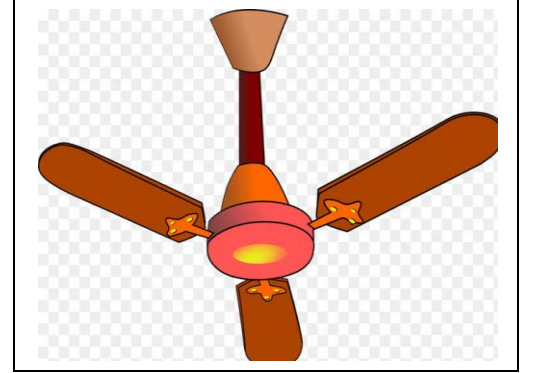

खिरा – खीरा,

खीलौना – खिलौना,

अज – आज,

साबन – साबुन,



कीताब – किताब



## अभ्यास

### अशुद्ध शब्दों को शुद्ध करो

1. कीरन –
2. काबीर –
3. शीमला –
4. नदि -
5. मीठाई –
6. सिता –
7. सूबह –
8. गाजर –
9. दवई –
10. तीतली –



### **Answer — key of Hindi Worksheet—1**

Fill the missing word

- |          |            |           |          |
|----------|------------|-----------|----------|
| 1.) गाजर | 2) बारिश   | 3) साबुन  | 4) दूर   |
| 5) ऐनक   | 6) शोर     | 7) अंदर   | 8) बंदर  |
| 9) किताब | 10) दीपक   | 11) पूजा  | 12) जोकर |
| 13) पतंग | 14) आँख    | 15) अचार  | 16) सुबह |
| 17) केला | 18) खिलौने | 19) चंदन  | 20) साँप |
| 21) आप   | 22) लौकी   | 23) हँसना |          |



Complete the Counting 201-400

Counting 201 to 300

201				205				209	
		213				217			220
	222			225					
231					236			239	
		243				247			
	252			255					260
			264				268		
	272				276				
281			284				288		
		293			296				300

## Counting 301 to 400

301				305				309	
		313				317			320
	322			325					
331					336			339	
		343					348		
351				355					360
			364				368		
	372				376				
381							388		
	392			395					400



shutterstock.com • 508918693





## Answer Key of Maths Worksheet-1

### Counting 01 to 100

1	2	3	4	5	6	7	8	9	10
11	12	13	14	15	16	17	18	19	20
21	22	23	24	25	26	27	28	29	30
31	32	33	34	35	36	37	38	39	40
41	42	43	44	45	46	47	48	49	50
51	52	53	54	55	56	57	58	59	60
61	62	63	64	65	66	67	68	69	70
71	72	73	74	75	76	77	78	79	80
81	82	83	84	85	86	87	88	89	90
91	92	93	94	95	96	97	98	99	100

### Counting 101 to 200

101	102	103	104	105	106	107	108	109	110
111	112	113	114	115	116	117	118	119	120
121	122	123	124	125	126	127	128	129	130
131	132	133	134	135	136	137	138	139	140
141	142	143	144	145	146	147	148	149	150
151	152	153	154	155	156	157	158	159	160
161	162	163	164	165	166	167	168	169	170
171	172	173	174	175	176	177	178	179	180
181	182	183	184	185	186	187	188	189	190
191	192	193	194	195	196	197	198	199	200

\*\*\*\*\*