

CHAPTER-1

WHAT FUN!

READ AND UNDERSTAND –

Q1) WRITE YES OR NO

- 1) The children are in school. NO (example)
- 2) The children are in the park. _____
- 3) Jaya has a box of crayons. _____
- 4) They draw a tree. _____
- 5) They colour the tree yellow. _____
- 6) They draw a red butterfly. _____



Q2) WRITE ONE WORD ANSWERS FOR THESE QUESTIONS-

- 1) What does Sam have? paper (example)
- 2) What does Zoya have? _____
- 3) What colour are the flowers? _____
- 4) What completes the picture? _____

Q3) MATCH THE COLUMN- (example is marked)

- | | | |
|-----------|---|---------------|
| 1) COLOUR | → | a) The plants |
| 2) WATER | | b) a book |
| 3) READ | | c) a rope |
| 4) RIDE | → | d) a picture |
| 5) SKIP | | e) a bicycle |



CLOTHES WE WEAR

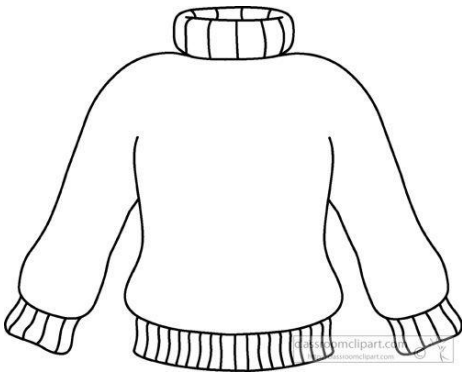
Q1) FILL IN THE BLANKS BY SELECTING YOUR ANSWERS FROM THE BOX:

WARM, COTTON, COOL, WOOLLEN

- 1) We wear _____ clothes in summer.
- 2) We wear _____ clothes in winter.
- 3) Cotton clothes keep us _____.
- 4) Woollen clothes keep us _____.

FUN TO DO !!

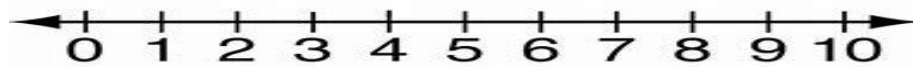
COLOUR THE CLOTHES WHAT WE WEAR IN WINTERS –



CHAPTER – 3

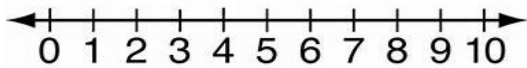
ADDITION

Q1) **ADD USING NUMBER LINE:**


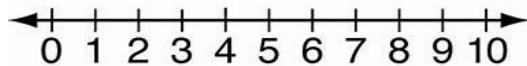


T O

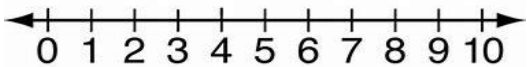
a) $7 + 1 =$



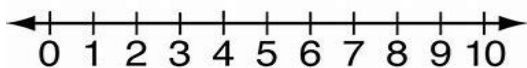
b) $4 + 3 =$



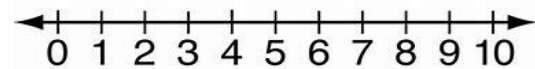
c) $2 + 7 =$



d) $1 + 3 =$



e) $3 + 2 =$



CLASS-1

HINDI LANGUAGE

WORKSHEET

सब्जियों के नाम

1. आलू



२. मूली



३. खीरा



४. मटर



५. गाजर

6. पालक



7. टमाटर



8. अदरक



9. परवल

READ AND WRITE IN YOUR NOTEBOOK

वर्कशीट - 9 के उत्तर :-

1. कूड़ा


2. डाकू

3. सूरज

4. कपूर

5. खजूर

Punjabi Worksheet-7 (for Mohali & Zirakpur Branches Only)



ANSWER KEY FOR WORKSHEET-9

ENGLISH ANSWER KEY

- 1) PARK
- 2) CRAYONS
- 3) BROWN
- 4) PAPER
- 5) PINK

E.V.S ANSWER KEY

- 1) CLEAN
- 2) HOT
- 3) RAIN
- 4) INSECT
- 5) COLD

MATHS ANSWER KEY

TO

- 1) $6 + 4 = 10$
 - 2) $3 + 3 = 09$
 - 3) $2 + 1 = 03$
 - 4) $9 + 1 = 10$
 - 5) $4 + 4 = 08$
 - 6) $2 + 2 = 04$
 - 7) $2 + 7 = 09$
 - 8) $3 + 5 = 08$
 - 9) $4 + 2 = 08$
 - 10) $1 + 6 = 07$
-